

## Total Survey Views

1,032

## Survey Responses

366

*\*341 Electronic Submissions*

*\*25 Drop Box & Mail-In Submissions*

## Relationship to the City of Battle Creek



**RESIDENTS**

**87%**

**BUSINESS OWNERS**

**12%**



**WORK IN  
BATTLE CREEK**

**38%**

**OTHER**

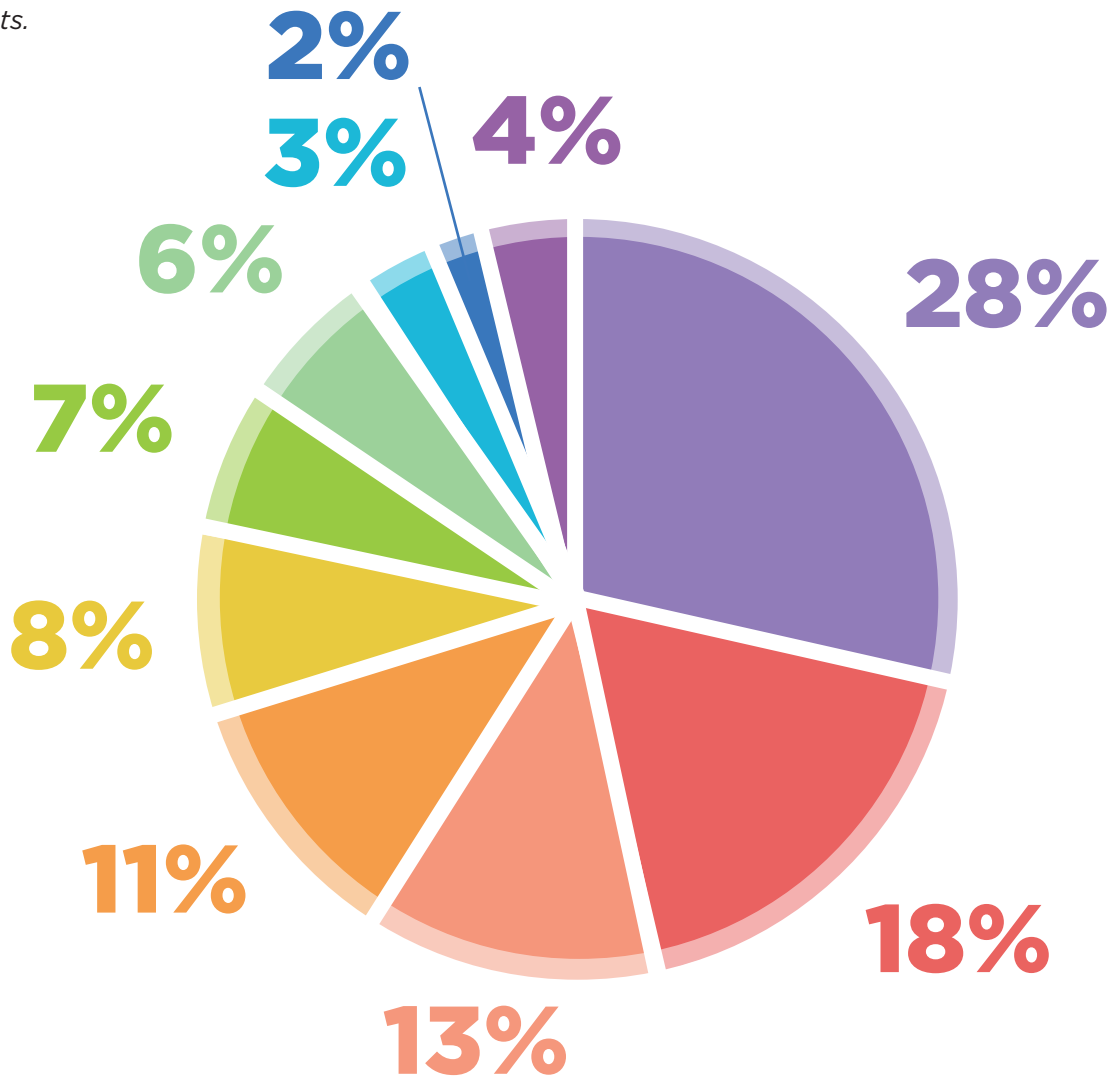
**17%**



*\*Note, some community members voted for more than one category if they lived, worked, and/or owned a business in the City, which is why the total exceeds 100%.*

# When you think of the **KALAMAZOO RIVER** in Battle Creek, what comes to mind?

Note: Percentages based upon answers from 366 respondents.



**Concrete & Industrial**



**Dirty & Polluted**



**Inaccessible & Unsafe**



**Underutilized but Has Potential**



**Nature & Beauty**



**Fishing**



**Water Sports**



**Crime & Safety Concerns**



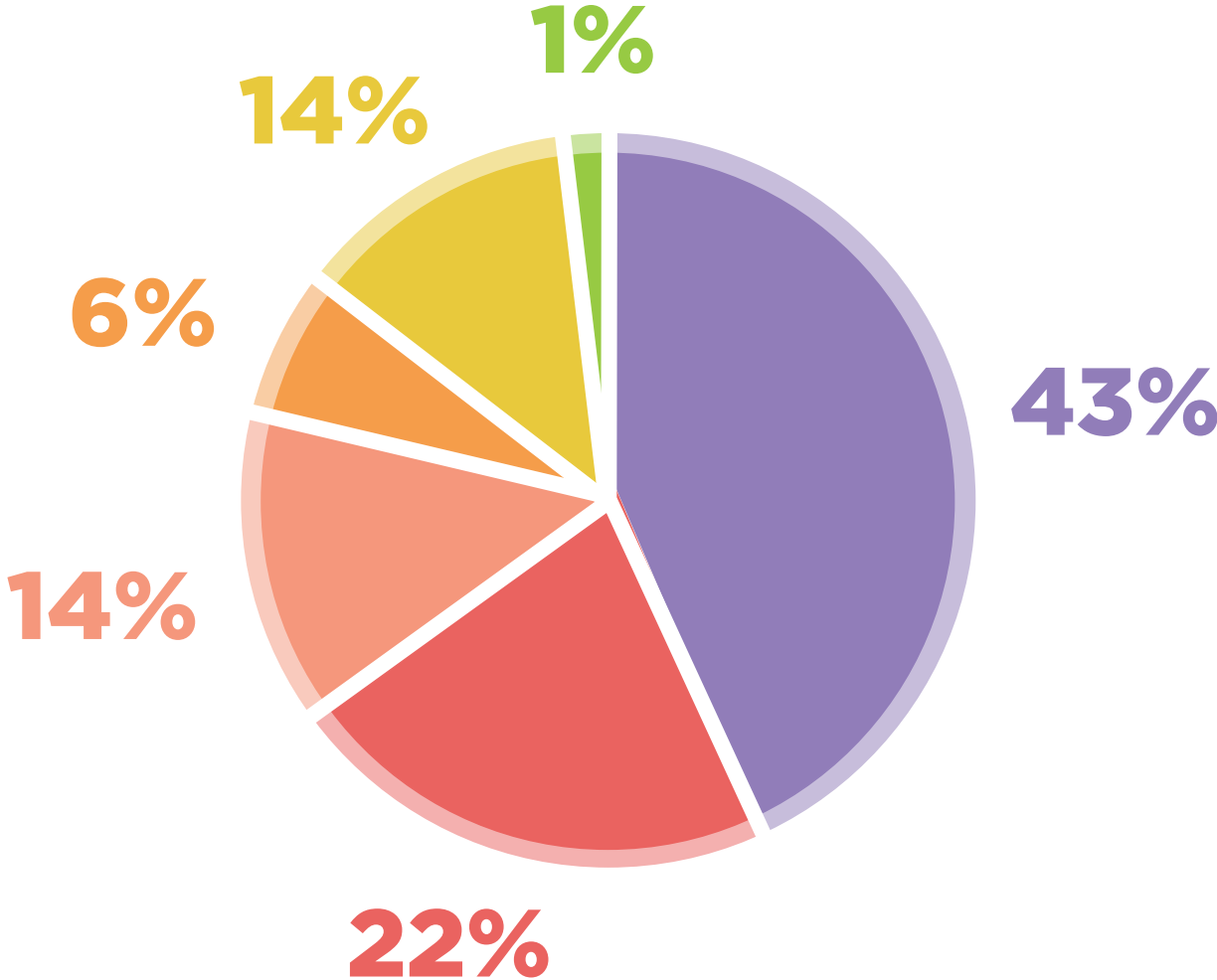
**Flooding Concerns**



**Other**

# How do you **CURRENTLY USE** the Kalamazoo River in Battle Creek?

Note: Percentages based upon answers from 366 respondents.



**I don't**



**Nature or Exercising**



**Fishing or Paddling**



**Inaccessible River Corridor**



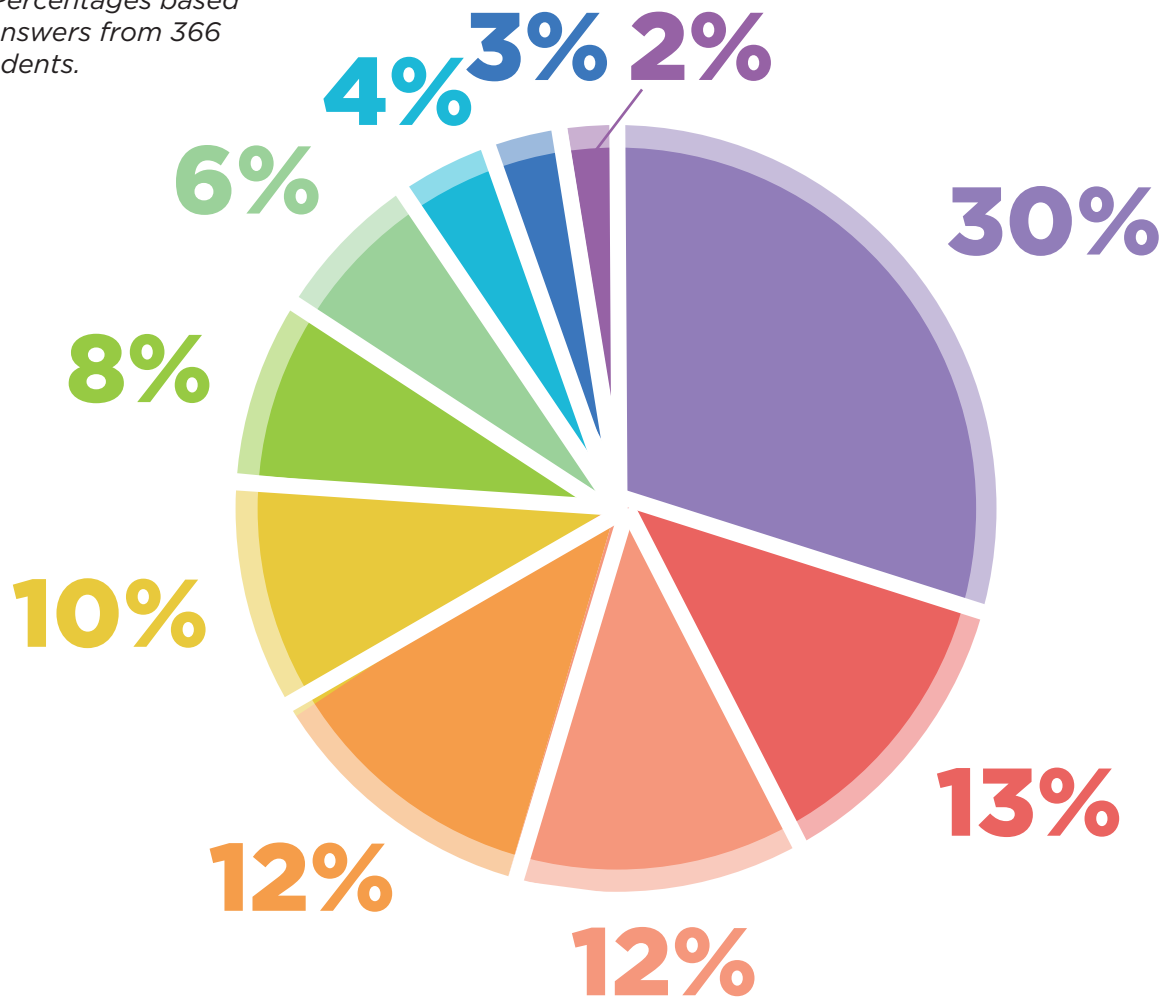
**Viewing**



**Other**

# What would you like the **KALAMAZOO RIVER**, in Battle Creek, to look like in the **FUTURE**?

Note: Percentages based upon answers from 366 respondents.



-  **River Naturalization & Habitat**
-  **Beautification**
-  **Water Recreation**
-  **ADA Accessibility**
-  **Social and Economic Opportunities**
-  **Improved Safety and Homeless Opportunities**
-  **Enhanced Environmental Quality**
-  **Opposed to Change/Keep As Is**
-  **Trail and Exercising**
-  **Equity and Inclusion**

# What **ACTIVITIES** would you like to do along the **KALAMAZOO RIVER** in the Future?

Note: Percentages based upon answers from 366 respondents.

