



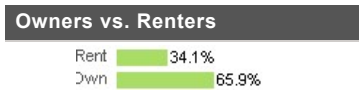
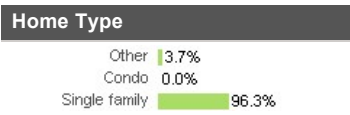
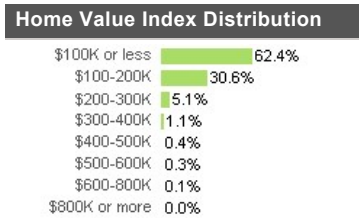
Housing Data Report for Battle Creek, Michigan

Housing Affordability Data		
	Battle Creek	Nation
Zillow Home Value Index	\$73,800.00	\$195,700.00
Median Single Family Home Value	\$73,800.00	\$194,200.00
Median Condo Value	–	\$209,700.00
Median 2-Bedroom Home Value	\$56,900.00	\$153,400.00
Median 3-Bedroom Home Value	\$80,600.00	\$189,700.00
Median 4-Bedroom Home Value	\$145,700.00	\$313,200.00
Percent Homes Decreasing	9.60 %	16.00 %
Percent Listing Price Reduction	13.60 %	11.90 %
Median List Price Per Sq Ft	\$62.00	\$125.00
Median List Price	\$92,000.00	\$239,500.00
Median Sale Price	445	2438412
Homes For Sale	445	2438412
Homes Recently Sold	445	2438412
Property Tax	\$788.00	\$2,147.00
Turnover (Sold Within Last Yr.)	4.50 %	3.20 %
Median Value Per Sq Ft	445	\$132.00
1-Yr. Change	10.00 %	6.90 %
Homes For Sale By Owner	26	89584
New Construction	21	126632
Foreclosures	6	16251

Median Condo Value
This data is not available in this area.

Median Home Value
This data is not available in this area.

Dollars Per Square Foot
This data is not available in this area.



Home Size in Square Feet
This data is not available in this area.

Year Built
This data is not available in this area.

Homes & Real Estate Data		
	Battle Creek	Nation
Owners	65.93 %	66.27 %
Renters	34.07 %	33.73 %
Median Home Size (Sq. Ft.)	–	–
Avg. Year Built	–	–
Single-Family Homes	96.31 %	–
Condos	–	–



See Battle Creek, Michigan Real Estate on Zillow

